

# WORLD JACK USER MANUAL



ENERGY TO RUN WITH™

**Congratulations on your MFUEL purchase!**  
The MFUEL patented WORLD JACK allows you to charge and power your electronic devices from almost any AC power source in the world. Its innovative design allows you to carry one adapter that transforms to fit the many different style wall outlets in over 120 countries worldwide. Compatible throughout Europe, Asia, Australia, New Zealand, North America, South America, and the Middle East.

**PRODUCT REGISTRATION & WARRANTY**









All MFUEL products have been designed and tested to provide safe, reliable power to your electronic device. MFUEL warrants your WORLD JACK for life. For terms and conditions, please visit [www.mfueldirect.com](http://www.mfueldirect.com). To activate your warranty, register your MFUEL Power Bank at [www.mfueldirect.com/register](http://www.mfueldirect.com/register).

**Package Contents**

AC-01  
UK Key – found in bottom left corner of WORLD JACK

Before using, please read the following important safety information:  
Following these simple guidelines will ensure trouble-free operation and optimal performance of the MFUEL JACK and your electronic devices.

1. MFUEL JACK does NOT convert voltage. Your electronics must be rated to handle the power supplied by different international outlets (110 volts and 220-240 volts). Use of the WORLD JACK with a device not rated for the power being supplied by an outlet constitutes misuse and voids all product warranties. All AC powered MFUEL products are rated for 100V to 240V of AC power input.
2. Avoid pulling on the adapters, cords and cables. Always grip plugs firmly when unplugging from power source and when disconnecting cables.
3. For indoor use only. Avoid exposure to external heat sources, direct, prolonged sunlight, dust, corrosive chemicals, and moisture.
4. Do not drop or subject the WORLD JACK to undue shock.
5. Do not place anything on top of the adapter.
6. Do not attempt to service or disassemble. The unit is not user-serviceable. Attempting to disassemble or service the unit can result in electrical hazard, including death from exposure to high voltage. If you experience problems with the unit, discontinue use and contact MFUEL for assistance. Attempting to open or service the unit voids all warranties, express or implied.
7. Register your MFUEL JACK and your compatible electronic devices at [www.mfueldirect.com/register](http://www.mfueldirect.com/register) to activate your warranty and Surge Protection Guarantee.

<p>PLUG A</p>  <p>North America</p> 
<p>PLUG B</p>  <p>Europe</p> 
<p>PLUG C</p>  <p>Australia</p> 
<p>PLUG D</p>  <p>England</p> 

**WORLD JACK Configurations:**

**In North America:**

1. Slide down latch found on the back of the adapter, and plug A will release. Ensure that the plug locks into a 90° angle.
2. Plug your electronic device into the JACK and then plug the JACK into the AC wall outlet.
3. When you are finished, fold down Plug A from the point labeled “PRESS” into the embedded, locked position. Do not try to fold Plug A down by forcing the metal plugs. This action may cause damage to the adapter and/or result in an improperly seated position.

**In Australia/New Zealand:**

1. Slide down latch found on the back of the adapter, and plug A will release. Ensure that the plug locks into a 90° angle.
2. Twist the left prong in the clockwise position and twist the right prong in the counterclockwise position until they are both in at a 45° angle as in Plug C.
3. Plug your electronic device into the JACK and then plug the JACK into the AC wall outlet.
4. When you are finished, twist both prongs back to the vertical position. Then fold down Plug A from the point labeled press into the embedded, locked position. Do not try to fold Plug A down by forcing the metal plugs. This action may cause damage to the adapter and/or result in an improperly seated position.

**In Europe/Asia:**

1. Grasp Plug B and lift it up until it locks in the 90° position.
2. Plug your electronic device into the JACK and then plug the JACK into the AC wall outlet.
3. When you are finished, fold down Plug B into the flat, locked position.

**In United Kingdom:**

1. Grasp Plug B and lift it up until it locks in the 90° position.
2. Remove the UK Key found on the bottom left corner of the adapter.
3. Insert the UK Key into the ground socket of the AC wall outlet to open the 2 upper power sockets.
4. Plug your electronic device into the JACK and then plug the JACK **into** the AC wall outlet.
5. When you are finished, fold down Plug B into the flat, locked position.
6. Remove the UK Key from the outlet and return the Key to the concealed slot on the WORLD JACK.

Insert PLUG A, PLUG B, PLUG C, PLUG D.

**Using the MFUEL JACK: Completely Review Product Setup Guide.**

**AC Wall Outlets:** MFUEL JACK can be used to adapt any standard AC power cable to any standard AC wall outlet. The World Jack allows use in over 120 countries world-wide. Plug your electronic device into the WORLD JACK and position the JACK to adapt to the desired AC wall outlet. Then simply plug your JACK into the AC wall outlet. Avoid placing your JACK near heat sources, direct sunlight, or heat sensitive materials. Use MFUEL JACK only with electronic device rated for 100 to 240 volt AC power input. Use of the WORLD JACK with a device not rated for the power being supplied by an outlet can cause damage to your electronics, the wall outlet, and voids all product warranties.

**Trouble Shooting Guide**

In most instances, solving problems with your MFUEL JACK is simple. If your device is not charging or operating properly, do the following:

1. **Disconnect the MFUEL JACK from power source.**  
**Verify that the electronic device is rated for the AC power output of the desired wall outlet.** Use of the WORLD JACK with a device not rated for the power being supplied by an outlet can cause damage to your electronics, the wall outlet, and voids all product warranties.
2. **Reconnect the adapter according to the steps in the Product Setup Guide.**  
**Check to ensure all connections are secure.**
3. If you are still experiencing problems, please contact MFUEL.

**Environmental Characteristics:**  
Operating Temperature Range: 0° C to 40° C  
Storage Temperature Range: -40° C to 85° C

**Specifications:**  
Rated to handle: 110-220-240 volt Standard AC Wall Outlets  
Dose Not Convert Voltage  
Unit Dimensions: 63.5mm(L) x 49mm(W) x 40.5mm(H)  
Unit Weight: 60g

**Certifications:**

**Safety Features:**

- Over Surge protection
- Over current protection
- Over voltage protection
- Excessive temperature protection



©2005 Blackstone International, LTD. The MFUEL logo is a trademark of Blackstone International LTD. The WORLD JACK logo is a trademark of Blackstone International, LTD. All other brand names and logos are trademarks or registered trademarks of their respective owners. Specifications are subject to change without notice.



Blackstone International LTD.  
2018 Lord Baltimore Drive, Baltimore, Maryland, 21244 USA  
Tel: 1-410-277-9370, 1-888-525-7969; Fax: 1-410-277-9338